



GEMINI SL

Total Knee System

VERSATILITY. CONFIDENCE. HERITAGE

OUR JOB IS THE HEALTH, SAFETY, AND
SATISFACTION OF YOUR PATIENTS.



*"Every human being is unique.
A truly versatile implant system
should strive to meet the needs
of every individual patient."*

© Helmut D. Link

Helmut D. Link

GEMINI SL

Total Knee System

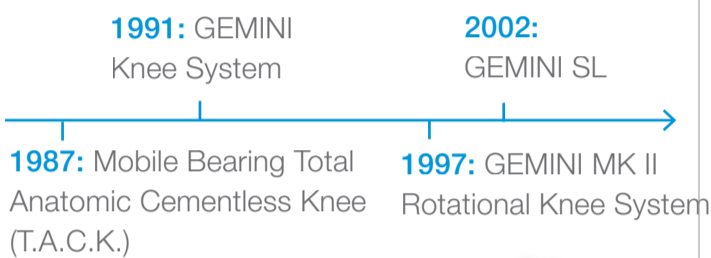
GEMINI SL – a complete knee replacement system for greater versatility.

The GEMINI SL Knee System physiological joint reconstruction with focus on joint stability, adaptable to every soft tissue situation.¹⁻⁵ Extensive selection of sizes warrant accurate fit for all anatomies in worldwide population.

Successful heritage


More than **30 yrs** of product history in Mobile Bearing

More than **25 yrs** experience with anatomical tibia design



Remarkable versatility

3 configurations (Fixed Bearing CR, Fixed Bearing PS and Mobile Bearing) and optional tibial stem extensions **allowing 136 versatile options** expand the range of indications and enable comprehensive treatment options.



7A* ODEP rating

The Mobile Bearing configuration of the GEMINI SL received this high quality rating for a knee implant awarded by the United Kingdom's Orthopaedic Data Evaluation Panel.

LINK PorEx Technology

More than **8 yrs** experience with hypoallergenic TiNbN surface modification

- Significant reduction of poly wear and reduction of metal ions release⁷
- Ceramic-like surface⁷
- Outstanding hardness⁷

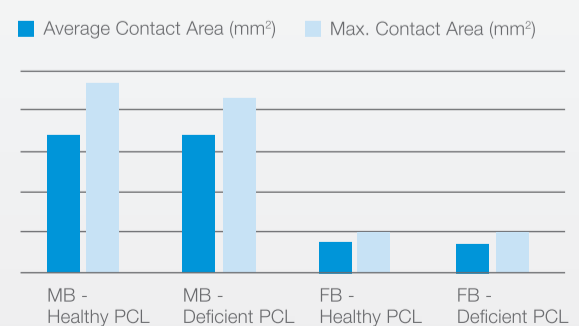
Universal confidence

Functional designs for easy surgical success

- physiological range of motion and functionality¹⁻⁵
- **155°** of extended range of motion⁹
- **59°** engagement of the post-cam mimics native knee¹²



- Mobile Bearing offers **4.5 times** larger contact surface⁹
- Mobile Bearing offers **2 in 1** solution: PCL retaining and PCL substituting^{9,10,11}



References

- 1 Thabe H., Dafferner-Franzmann M., Stening J. Auswirkungen verschiedener konstruktiver Prothesenmerkmale auf Langzeitergebnisse, Akt Rheumatol 2013;38.
- 2 Internal Data - Thabe H., Aspekte zum Konzept der beweglichen Tibiaplateaukonstruktion, April 2000.
- 3 Goodfellow J., O'Conner J. The Mechanics of the Knee and Prosthesis Design. J Bone Joint Surg Br 1978; 60:358-369
- 4 Martin S, Saurez A, Ismaily S, Ahfaq K, Noble P, Incavo S. Maximizing Tibial Coverage Is Detrimental to Proper Rotational Alignment. Clin Orthop Relat Res 2014; 472:121-125
- 5 Figgie HF, Davy DT, Heiple KG, Hart RT. Load-bearing Capacity of the Tibial Component of the Total Condylar Knee Prosthesis. Clin Orthop Relat Res 1984; 183: 288-297
- 6 https://riipo.cineca.it/pdf/relazione_2016_v19_inglese.pdf
- 7 Bader R., Berschmidt P., Fritsche A., Thomas P., Mittelmeier W. Alternative Werkstoffe und Lösungen in der Knieendoprothetik für Patienten mit Metallallergie. Orthopäde 2008; 37:136-142
- 8 Latest ODEP rating can be found as www.odep.org.uk
- 9 Internal Data – Innocenti B. GEMINI Mobile Bearing / Fixed Bearing CR – Biomechanical Analysis in healthy and deficient PCL patient, 2017
- 10 Bignozzi S, Zaffagnini S, Akkawi I, Marko T, Bruni D, Pia Neri M, Colle F, Marcacci M. Three different cruciate-sacrificing TKA designs: minor intraoperative kinematic differences and negligible clinical differences. Knee Surg Sports Traumatol Arthrosc 2014; 22:3113-3120
- 11 Interne Daten – Greenwald S. Classification of Mobile Bearing Knee Design: Mobility and Constraint, 2002
- 12 Interne Daten – Innocenti B. GEMINI SL Fixed Bearing PS – Biomechanical Analysis of the Post-Cam System, 2017